







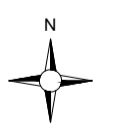


- Project Design Drawing Notes**
1. Drawings issued are for planning application purposes only.
  2. Drawings not to be used for construction/contract conditions.
  3. Copyright, all rights reserved. No part herewith may be copied or reproduced partially or wholly in any form whatsoever without the prior notice of the copyright owner McCarthy Keville O'Sullivan.
  4. Do not scale off this drawing. Figured metric dimensions only should be taken off this drawing.
  5. All contractors, whether main or sub-contractors, must visit the site and are responsible for taking and checking any and all dimensions and levels that relate to the works.
  6. The use of or reliance upon this drawing shall be deemed to be acceptance of these conditions of use unless otherwise agreed in writing, such written agreement to be sought from and issued by the copyright holder to the use or reliance upon this drawing.
  7. Layout plans show typical Turbine rotor diameter as per turbine drawing.
  8. Final levels may vary depending on local ground conditions.

**Drawing Legend**

	Planning Application Boundary
	Proposed Road
	Electrical Cable Trench Type 02 Total Distance 3525m
	Soft Levelled Area
	Hardstand
	Turbine Foundation
	Turbine Sweep Area
	Temporary Works Area



PROJECT TITLE: <b>Lemnaghan Wind Farm, Co. Offaly</b>			
DRAWING TITLE: <b>Turbine 02 Layout</b>			
PROJECT No.: <b>200804</b>	DRAWING No.: <b>200804 - 05</b>	SCALE: <b>1:500 @ A2</b>	
DRAWN BY: <b>GO</b>	CHECKED BY: <b>RD</b>	DATE: <b>23.03.2026</b>	REVISION: <b>D04</b>
OS SHEET No.: 3302, 3303, 3304, 3365, 3366, 3367, 3428, 3429, 3430			

